

VISION

To provide best value for money for all our lifts by offering superior state of art technology at affordable Price.

MISSION

To offer quality products & service.

QUALITY POLICY

VICTORY ELEVATORS is committed to manufacture and supply of Quality Lifts to achieve customer's satisfaction by :

- Consistently meeting our customer's requirements in products and services.
- Continuously improving our processes and system.



SAVE ENERGY



SAVE EARTH



Victory Elevators



Victory Elevators,

No. 7 & 8, Harish Nagar,
Thirumudivakkam, Chennai-44.

Mobile - 9677122088, 9597570700.

Victory Lifts,

4/37, 4th Street, Vijayaragavapuram,
80Ft. Road, Saligramam, Chennai - 600 093.

Tel: 044-23650211

We make your door step at your finger tip...

sales@victoryelevators.com

www.victoryelevators.com

victoryelevators@yahoo.com



Victory Elevators is one among the leading manufacturers of lifts of all types in India. We have more than a decade of experience in design and manufacture of special lifts based on various site conditions. The strength of **Victory Elevators** is our ability to manufacture state of art Hydraulic Lifts, Home Lifts, Machine - Room - less Lifts, Capsule / Scenic Lifts, Traction Lifts, Hospital Lifts, Industrial Lifts etc..

Our Project Management skill has enabled us to achieve on - time delivery. The technical service team is well trained to handle and fix any type of service issues and offers its service 24x7 on all days of the year.

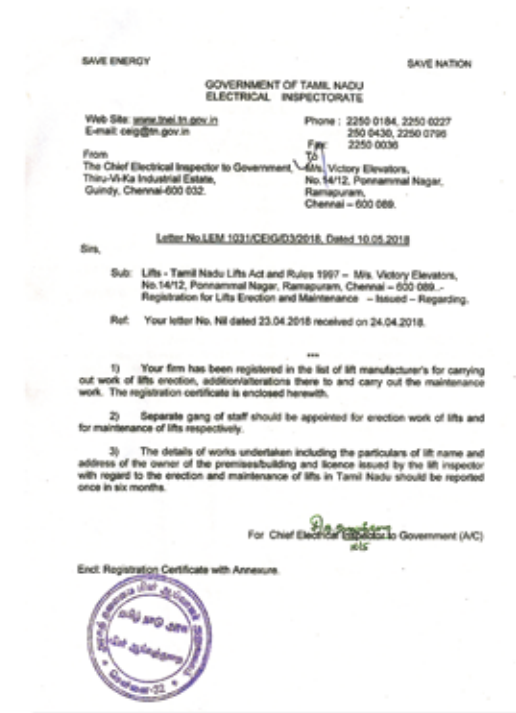
We are committed to manufacture and supply quality lifts to achieve customer's satisfaction by consistently meeting our customers requirements in products / services and continuously improving our processes and system.

Our above endeavour has resulted in **Victory Elevators** becoming No. 1 in terms of the maximum number of Hydraulic Elevators installed in Tamil Nadu. Our Lifts are running satisfactorily in Corporates, Commercial establishments, Hospitals, Factories, Residential apartments, Villas etc.

We look forward towards your continual patronage to enable us to achieve excellence in our superior product offering.




I. Yesu Rajan
C.E.O.



Stainless Steel Designer Cabin



Stainless Steel Designer Cabin



Crafted Designer Cabin



The stainless steel designer cabin in mirror and matt finish is complete with designer mirror, S.S. handrail, LED light illuminated flooring and blower fan. The operating panel is touch screen with dot matrix display. It has a center opening automatic door with S.S. framed glass which adds to its aesthetic look.





Cylindrical Capsule Lifts with Full Glass Door




The speciality of this hydraulic lift is the central position of this piston which travels 60 feet below the ground level.

This lift is installed in a steel structure covered with 12 m.m. rounded safety glass shell. The golden colour S.S. dome enhances its aesthetic appeal.



Cylindrical Capsule Lifts with Full Glass Door





Special Elevators



The technical challenge faced to install this Hydraulic Lift was insufficient head room of 8 feet and pit depth of 200 m.m. only. The speciality of this car cabin is the Golden Maple leaf design with three sided glass panel complete with decorative false ceiling with touch screen operating panels and big vision S.S. frame doors.



Special Elevators - with Multiple Doors



This elevator has doors on three different sides. At each floor one of the three doors open. Depending on the floor plan, the opening of doors can be customized.





Stainless Steel Cabin with S.S. Automatic Door



This Stainless Steel cabin in matt and mirror finish has S.S. automatic door and an illuminated false ceiling. It further has S.S. handrail and user friendly feather touch wall mounted Car Operating Panel (COP) and Landing Operating Panel (LOP) with dot matrix display.



Mild Steel Cabin with M.S. Automatic Door



The powder coated dual colour cabin has an automatic door made of Mild Steel. It has an attractive false ceiling, handrail and mirror complete with Stainless Steel finished COP & LOP.





This traction lift with fully rounded glass cabin is installed in a steel structure covered with 12 m.m. rounded safety glass shell. To add to its aesthetic look, the lift has a S.S. framed glass door which opens at the center.

Hospital Lift



The hospital lift can accommodate 15 to 20 people and can also be used to transport bed. It is made of Stainless Steel Panels and has skirting as well. It comes with attractive false ceiling, granite flooring and wall mounted braille buttons for LOP & COP. It has a big vision S.S. Framed glass door with automatic telescopic opening.

Hospital Stretcher Lift





Machine - Room - Less Lift / Scenic Lift



The machine - room - less lift is installed in a steel structure in ALCO panelling with safety glass. The glass on the rear side of the cabin gives clear out side view while travelling.



Hydraulic Home Lift / Scenic Lift



The all sided glass cabin is installed in a steel structure covered with 12 m.m. safety glass. The automatic centre opening S.S. framed glass door adds to its aesthetic look. These are suitable for homes.



M.S. Cabin with Manual Sliding Door



M.S. Cabin with Manual Sliding and Swing Door



The two panel sliding doors with vision panel can be provided for both car and landings. Optionally swing door can be provided for landings only. Imperforated Door (IFD) can be provided.



The aesthetic M.S. powder coated double colour car cabin is complete with mirror, handrail, false ceiling, LED lights and attractive S.S. finished COP & LOP.





Goods Lift (250 - 5000 Kgs)



The Goods cum passenger lift has 4 panels centre opening, automatic doors with opening of 1800 m.m.

Capacity 22 persons.

Load 1500 Kgs.


The speed of the lift is 0.62 meter/sec.



The special Stainless steel lift cabin has 2400 m.m. height with attractive false ceiling and flooring 5 m.m. thickness stainless steel chequered plate.



A few of our Designer False Ceilings

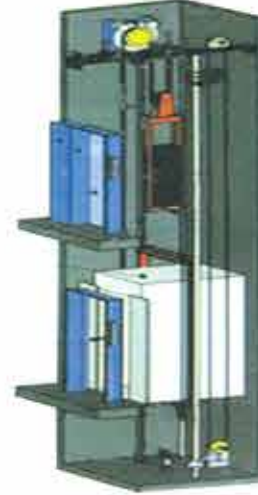


Over Head Details




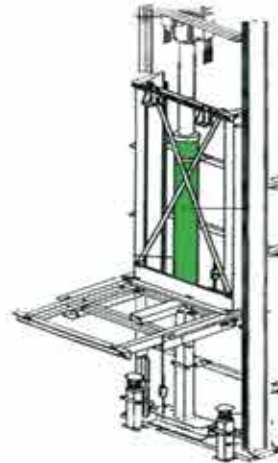
4 feet min.
10 feet min.

MRL



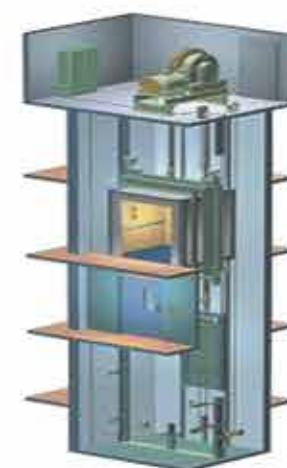
9 feet min.

HYDRAULIC



8 feet min.
4 feet min.
10 feet min.

TRACTION



A few of our Installations

